


# Climate Change

## Climate change impacts



Temperature increase and more very hot days



Decrease in average rainfall



More intense downpours and flooding



Sea level rise



Longer fire seasons

## Health impacts



**90%** of Victorians haven't thought about how climate change will affect their health

**77%** of Victorians want to know more about the health impacts of climate change and how to take climate action




Victorian healthcare professionals are already seeing climate change-related health conditions in their communities

**700%** rise in ambulance call outs in Victoria for cardiac arrest during the 2014 heatwave

### Thermal comfort

**51%** of Victorians say their housing gets **too cold** during winter and **too hot** during summer

People living in **poor quality housing** without efficient heating or cooling are **extremely vulnerable** to climate change health impacts



Disaster situations result in an increase in the severity and frequency of **family violence incidents**

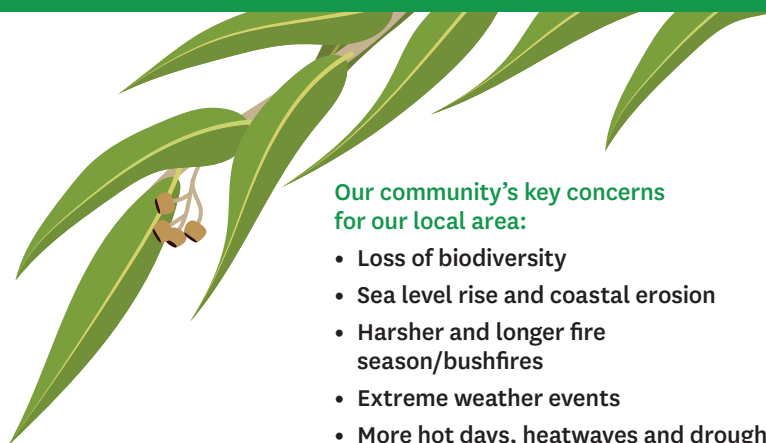
### Climate change impacts on health and wellbeing

- Respiratory diseases
- Cardiovascular diseases
- Infectious diseases
- Mental illness
- Allergies
- Injuries
- Poisoning
- Food security and nutrition

## Our community's concerns about climate change

**80%** are very or extremely concerned about climate change

**73%** support a target for Frankston City to be a 'zero carbon' community



### Our community's key concerns for our local area:

- Loss of biodiversity
- Sea level rise and coastal erosion
- Harsher and longer fire season/bushfires
- Extreme weather events
- More hot days, heatwaves and drought



## Frankston City Health and Wellbeing Community Profile

These statistics have been sourced from a number of datasets, and comprise the most currently available data at the time of printing. To view the full Frankston City Health and Wellbeing Community Profile 2021, please visit our website.

1300 322 322 [www.frankston.vic.gov.au/healthandwellbeing](http://www.frankston.vic.gov.au/healthandwellbeing)

# Climate Change

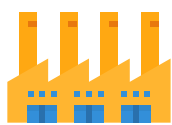
## Frankston City's greenhouse gas emissions



**1.74 million tonnes**

Frankston City's total greenhouse gas emissions for 2018-19

### Main emission sources in Frankston City from energy usage:




**30%**  
industrial



**26%**  
households



**22%**  
commercial



**17%**  
cars and motorbikes



**2%**  
public transport

## Responding to climate change in Frankston City

**Council has declared a Climate Emergency**  
And adopted a zero net emissions target for 2025



**15,868 tonnes**

Council's total annual greenhouse gas emissions for 2019-20



**36%** of Council's electricity usage is sourced from renewable energy




**43%** of Council's total water usage is sourced from recycled wastewater



**56%** of all household waste is being recycled and diverted from landfill

**45%** of all households waste in the kerbside bin is food waste



**19%** of households have solar power installations



**7,000** fluorescent street lights being upgraded to energy efficient LEDs



**12** cool places to go on very hot days, including six council-owned facilities (i.e. shopping centres, libraries and community centres)



## Frankston City Health and Wellbeing Community Profile

These statistics have been sourced from a number of datasets, and comprise the most currently available data at the time of printing. To view the full Frankston City Health and Wellbeing Community Profile 2021, please visit our website.

1300 322 322 [www.frankston.vic.gov.au/healthandwellbeing](http://www.frankston.vic.gov.au/healthandwellbeing)