

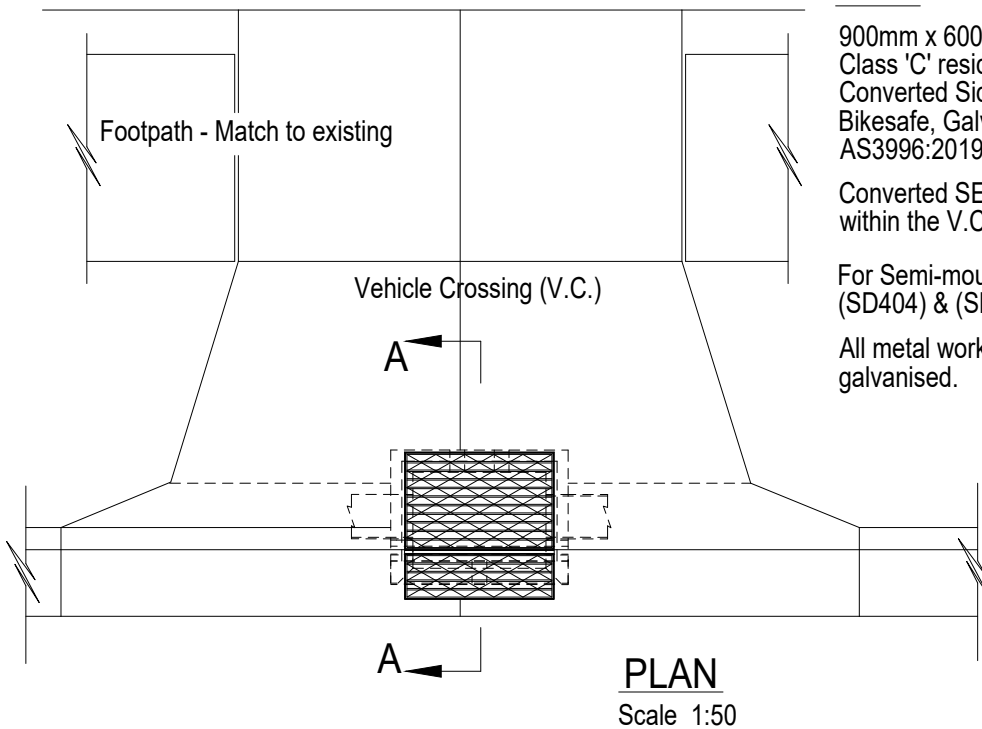
NOTES



900mm x 600mm Clear Opening
Class 'C' residential or 'D' Industrial
Converted Side Entry Grate & Frame -
Bikesafe, Galvanized and bolt down to
AS3996:2019

Converted SEP to be wholly contained
within the V.C.

For Semi-mountable & Local Road Kerbs
(SD404) & (SD408) refer to SD 214

All metal work to be hot dipped
galvanised.



	SCALE: AS SHOWN	DATE: Dec 2012	APPROVED:
	DRAWN: S.R./P.J.D.	CHECKED:	 MANAGER ENGINEERING SERVICES
	GRATED SIDE ENTRY PIT IN VEHICLE CROSSING		LAST AMENDED:
May 2022 SD 209 PAGE 1 OF 1			