



2022-2026 **Frankston  
Youth  
Action  
Plan**





# Welcome to Frankston City

Frankston City Council acknowledges the Bunurong people of the Kulin Nation as the Traditional Custodians of the lands and waters in and around Frankston City, and value and recognise local Aboriginal and Torres Strait Islander cultures, heritage and connection to land as a proud part of a shared identity for Frankston City.

Council pays respect to Elders past and present and recognises their importance in maintaining knowledge, traditions and culture in our community.

Council also respectfully acknowledges the Bunurong Land Council as the Registered Aboriginal Party responsible for managing the Aboriginal cultural heritage of the land and waters where Frankston City Council is situated.

# Contents

<b>Welcome to Frankston City</b>	<b>2</b>	Nutrition	12
<b>Summary</b>	<b>4</b>	Crime and safety	12
Our role in the community	5	<b>Our priorities</b>	<b>13</b>
Purpose of our plan	5	<b>Council's Integrated Planning and Reporting Framework</b>	<b>15</b>
Our planning approach	5	The Community Vision	16
<b>Plan snapshot</b>	<b>6</b>	The Council Plan	17
<b>Frankston City snapshot</b>	<b>7</b>	The Health and Well Being Plan	18
<b>Demographic snapshot</b>	<b>8</b>	<b>Our services</b>	<b>19</b>
Population	9	<b>Our plan</b>	<b>22</b>
Disability	9	<b>Actions and objectives</b>	<b>26</b>
Income	9	Priority 1: Safe places in our community	27
Socio-economic disadvantage	9	Priority 2: Health and wellbeing	28
Education	10	Priority 3: Education and employment	30
Employment	10	Priority 4: Inclusion and accessibility	31
Disengaged youth	10	Priority 5: Youth participation and engagement	33
Housing and homelessness	11	<b>Monitoring, review and evaluation</b>	<b>34</b>
Family violence	11	<b>References</b>	<b>35</b>
Drugs and alcohol	11		
Physical activity	12		

# Summary





## Our role in the community

Frankston City Council's Youth Services team plays a significant role in working across the municipality with a large number of diverse young people, with varying needs and backgrounds. Our role in the community is to engage, support, and connect our young people, in order to empower them by helping to build their capacity and support networks, with a focus on early intervention.

Council promotes young people's health, social inclusion, skill development and leadership, with an emphasis on youth participation. This provides young people with opportunities to be involved in the development and delivery of youth programs and events, ensuring they are meaningful and specific to the interests and needs of the young people we work with. This leads to more effective engagement of our young people, providing them with opportunities to contribute positively to their communities through youth participation.

In partnerships with stakeholders in the community such as schools, education and employment providers, local businesses, Victoria Police and other support service providers, council delivers a diverse range of programs, events and services designed to build the confidence and resilience of young people. Our goal is to provide opportunities that improve their health and wellbeing, build strong social and support networks, and ultimately empower them to achieve their potential.

## Purpose of our plan

The purpose of the Frankston Youth Action Plan 2022-2026 is to act as the guiding strategy that steers the direction of how Council will collaborate with the community, youth service delivery partners and other key stakeholders, to work with, support, and provide opportunities to our young people. It is part of a suite of action plans that respond to the key outcomes and priorities of the Frankston City Council Plan, and Health and Wellbeing Plan.

The safety of our young people is our highest priority, which is why our plan has been developed alongside our Child Safe Policy, which we actively inform, implement and promote in the Frankston community. We have also considered Victoria's youth strategy: Our promise, Your future 2022-2027, in the development of our plan and how we respond to the needs and priorities of young people in Frankston City.

The Frankston Youth Action Plan 2022-2026 will:

- Identify the current and future needs of young people (12-24 years) within Frankston City
- Plan services, programs and facilities for our young people
- Build on existing initiatives and identify opportunities to support young people
- Provide opportunities for youth participation and advocacy on behalf of our young people

## Our planning approach

The Youth Action Plan 2022-2026 is developed through analysis of current approaches to youth development in a local government context, as well as review of the current Council Plan, Health and Wellbeing Plan, and other key strategies at Council. These plans detail future outcomes and priorities that contribute to the long term Community Vision.

Community engagement with our young people and other key stakeholders is a significant part of the consultation process, and along with the relevant data, provides a level of insight that will ensure our plan is robust and responsive to the specific needs of young people in Frankston City. A series of in-depth interviews, consultations, and questionnaires have been undertaken, gathered and collated into draft themes, identifying five key priorities. Aligned with each priority is a list of actions which will guide the work that council undertakes over the life of the Youth Action Plan to ensure young people within the municipality are receiving the full range of civil, cultural, economic, political and social rights. Research data and feedback from our community consultations have been gathered and collated, and will ultimately shape our Frankston Youth Action Plan 2022-2026.

Development of the Frankston Youth Action Plan 2022-2026 is guided by:

- Key council plans and policies
- Community feedback and research data
- Our current commitments
- Victoria's youth strategy: Our promise, Your future 2022-2027

# Frankston Youth Action Plan 2022–2026 snapshot

## Purpose of our plan



To guide how Frankston City Council work with, support, and the opportunities we provide to our young people, who make up 15 per cent of Frankston City.

We have engaged with our community to ensure that the Frankston Youth Action Plan 2022-2026 will:

- **Identify the current and future needs of young people (12-24 years) within Frankston City**
- **Plan services, programs and facilities for our young people**
- **Build on existing initiatives and identify opportunities to support young people**
- **Provide opportunities for youth participation and advocacy on behalf of our young people**

## Our priorities



**Priority 1:**  
**Safe places in  
our community**

**Priority 2:**  
**Health and wellbeing**

**Priority 3:**  
**Education and employment**

**Priority 4:**  
**Inclusion and accessibility**

**Priority 5:**  
**Youth participation  
and engagement**

## What our young people want



*"I wish more young people were aware of the huge amount of support services that are available to them."*

*"Empowerment and inclusion of youth voice in community decisions."*

*"Social connection, friends and a sense of normality."*

*"Crisis or long-term housing for young people."*

*"Safety and a sense of belonging."*

## Next steps



We will ensure actions are achieved within timeframes through:

- **Strengthening existing service delivery**
- **Implementation of new initiatives**
- **Collaboration with young people, internal and external delivery partners**

This will inform the way we work with youth and delivery partners over the next five years. It is the start of an ongoing conversation with young people and the youth and community sectors about how we will collaborate to improve the futures of our young people.

# Frankston City snapshot

Frankston City is situated on the eastern shore of Port Phillip Bay, about 40 kilometres south of Melbourne central business district and is home to an estimated 2021 population of 140,809. The municipality covers an area of about 131 square kilometres from Seaford Wetlands in the north, to Frankston South in the south and the Western Port Highway in the east. The western boundary of the city is made up of 11 kilometres of coastline.

Frankston City is a predominantly residential municipality in Melbourne's outer southern suburbs. The City features well established residential areas, recent growth areas such as Carrum Downs, Skye, Sandhurst and Langwarrin, and rural residential areas such as Langwarrin South. Frankston City has experienced significant population growth in areas such as Karingal, Frankston Heights and Frankston North developing in the 1960s and 1970s and Carrum Downs and Langwarrin developing in the 1980s through to the present.

It is the major retail, employment, cultural, professional and administrative services centre for Melbourne's south-eastern suburbs and the Mornington Peninsula. Major institutions include Monash University, Chisholm Institute of TAFE, and Frankston Hospital (Peninsula Health).

Frankston Central is one of nine nominated Metropolitan Activity Centres, offering the outer southern Melbourne region major health, education, arts and retail precincts that make Frankston City a desirable place to work and live.

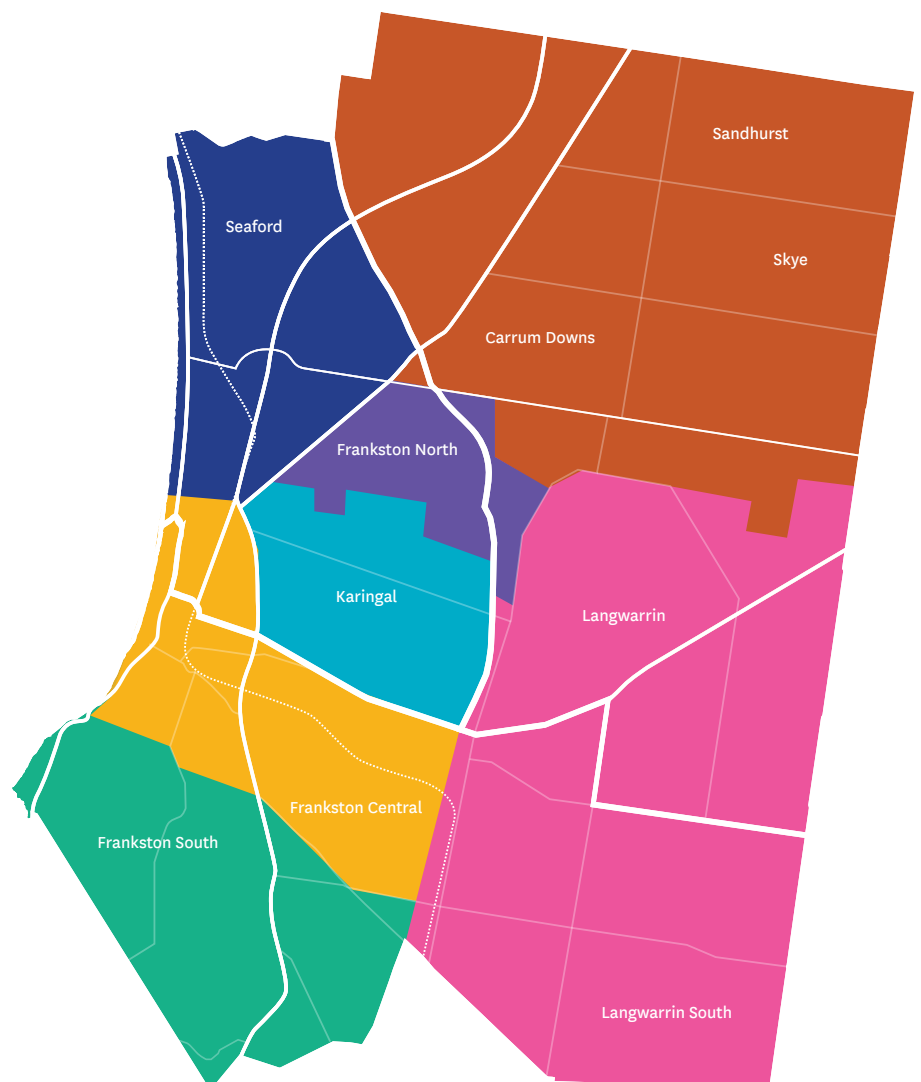


Image: City of Frankston Ward Map

# Demographic snapshot





## Population

In 2021 there were an estimated 20,657 young people aged between 12-24 years residing in Frankston City, representing approximately 15 per cent of the total population of 140,809. Based on the 2016 Census data this number is forecast to grow to 24,838 by 2041<sup>2</sup>.

In 2021, 1.3 per cent of Frankston City's population was of Aboriginal and/or Torres Strait Islander descent compared to 1 per cent in Victoria. While Frankston City had a higher proportion of Aboriginal and Torres Strait Islanders, it is important to note that this varied across the City. Proportions ranged from a low of 0.7 per cent in Frankston South to a high of 2.7 per cent in Frankston North.

## Disability

In 2021, 9,014 people (or 6.5 per cent of the population) in Frankston City reported needing help in their day-to-day lives due to disability. This compares with 5.1 per cent in Victoria. It is important to note that these numbers only capture the total number of people living with disability, who require daily assistance.

The Disability, Ageing and Carers Survey (2018) found that 10 per cent of young people aged 15-24 years in Victoria had some level of disability, compared to 17 per cent of all people in Victoria<sup>3</sup>. 5.9 per cent of young people in Victoria aged 15-24 years had a severe or profound disability and need help with one or more core activities, compared to 13.8 per cent of all people in Victoria<sup>4</sup>.

## Young carers

There are more than 235,000 young carers in Australia, and although many describe caring as a positive experience, health and wellbeing can be seriously impacted when the support they receive is inadequate. Undertaking a caring role often comes with barriers that can affect a person's capacity to study, work and engage in opportunities for social and community connection. Financial support may assist in reducing barriers to attendance, achievement and participation in education, although access to services that are responsive to their specific support needs are paramount to both improve educational engagement and wellbeing.

As of 2018, Frankston City was ranked in the top 15, out of 65 local government areas in Victoria for Carer Payment and Carer Allowance for recipients under 25 years<sup>5</sup>. In Victoria, the majority of young carer recipients are aged between 21-24 years (74 per cent), with nearly 5 per cent being indigenous, although this figure likely underestimates the total numbers, as it is common for Aboriginal and Torres Strait carers to provide unpaid care<sup>6</sup>. In 2021, of all young people in Frankston aged 15-24 years, 862 (5.5 per cent) provided unpaid assistance to a person with a disability<sup>7</sup>.

## Income

In 2021, 22 per cent of Frankston City's total households were classed as low income (less than \$800 per week) compared to 21 per cent in Victoria. While Frankston City had a higher proportion of low-income households, this varied across the City. Proportions ranged from a low of 7.2 per cent in Sandhurst to a high of 32 per cent in Frankston North. The five areas with the highest percentages were:

- Frankston North (32 per cent)
- Frankston Central (30.6 per cent)
- Karingal (26.8 per cent)
- Seaford (24.9 per cent)
- Frankston Heights (23.4 per cent)

## Socio-economic disadvantage

The SEIFA index of relative socio-economic disadvantage is an aggregate measure of general disadvantage derived from 2016 Census data<sup>8</sup>. The SEIFA score for Victoria in 2016 was 1010. This information highlights the five most disadvantaged areas within Frankston City:

- Frankston North (823)
- Frankston Central (931.1)
- Karingal (955.5)
- Carrum Downs (979)
- Frankston Heights (987.6)

## Education

Analysis of the highest level of schooling attained by the population in Frankston City in 2021 compared to Victoria shows that there was a higher proportion of people who had left school at an early level (Year 10 or less) and a lower proportion of people who completed Year 12 or equivalent. Overall, 27.3 per cent of the population left school at Year 10 or below, and 51.9 per cent went on to complete Year 12 or equivalent, compared with 22.3 per cent and 59.5 per cent respectively for Victoria.

In 2021, 18.7 per cent of Frankston City's population aged 15 years and over had a university qualification (Bachelor degree or higher), compared to 29.2 per cent in Victoria<sup>9</sup>. While Frankston City had a lower proportion of people with a university qualification, this varied across the City. Proportions ranged from a low of 10.4 per cent in Frankston North to a high of 24.6 per cent in Sandhurst<sup>10</sup>.

In 2021, 20.6 per cent of Frankston City's population aged 15 years and over had a vocational qualification, compared to 14 per cent in Victoria<sup>11</sup>. While Frankston City had a higher proportion of people with a vocational qualification, this also varied across the City. Proportions ranged from a low of 16.2 per cent in Frankston South to a high of 24.4 per cent in Langwarrin<sup>12</sup>.

## Employment

Youth unemployment is an issue of concern for the community. Young people aged 15 to 24 years are particularly vulnerable to unemployment, since the age group represents a transition from education to work, with generally higher unemployment rates than other age groups in most areas. In 2021, 11.4 per cent of Frankston City's labour force aged 15 to 24 years were unemployed, this is similar to the Victorian rate for the same age group (11.3 per cent).

JobSeeker and Youth Allowance rates are a good indicator of the socio-economic disadvantage and impact of COVID-19 in an area, with 5.3 per cent of the Frankston City population receiving assistance, compared to 3.7 per cent of Greater Melbourne, and 4.2 per cent in Victoria. Frankston North is seeing significant higher rates of recipients (9.6 per cent), when compared to both Greater Melbourne and all other areas in Frankston City.

While Frankston City (11.4 per cent) has a similar rate of unemployment to Victoria (11.3 per cent) in the 15-24 year age group, this rate varied across the City<sup>13</sup>. Proportions ranged from a low of 9.1 per cent in Langwarrin South to a high of 15 per cent in Frankston North. The five areas with the highest unemployment rates were:

- Frankston North (15 per cent)
- Skye–Sandhurst (12.5 per cent)
- Carrum Downs (11.4 per cent)
- Seaford (11.3 per cent)
- Frankston (11.2 per cent)

## Disengaged youth

The data in this section looks specifically at the 15-24 year old age group, during a time when people are generally expected to be starting out in life, in either employment, full-time study, or a combination of both. Those aged 15-24 years who do not fall into either of these categories, having not been successfully engaged in either the employment or education systems, are a particularly vulnerable group. In 2021, 10.4 per cent of Frankston City's population aged 15 to 24 years were not employed or attending an education institute compared to 8.2 per cent in Victoria<sup>14</sup>.

While Frankston City had a higher proportion of 'disengaged youth', it is important to note that this varied across the city. Proportions ranged from a low of 5.2 per cent in Frankston South to a high of 14.4 per cent in Frankston North<sup>15</sup>. The five areas with the highest percentages were:

- Frankston North (14.4 per cent)
- Seaford (10.8 per cent)
- Carrum Downs (10.5 per cent)
- Frankston (10.3 per cent)
- Skye–Sandhurst (8.7 per cent)

## Housing and homelessness

Homelessness rates in Frankston City are on the rise, with rough sleeping being the fastest growing form of homelessness. There were 546 people in Frankston City who were classified as being homeless on Census night in 2016, up 14.8 per cent from 465 in 2011. This is higher than the Victorian average increase of 10.3 per cent.

It is estimated that rough sleeping represents only 7 per cent of all homelessness in Australia<sup>16</sup>. The majority live in temporary or insecure situations that are not necessarily visible, such as couch-surfing, living in overcrowded dwellings and sleeping in cars.

In Australia, the main reasons for being homeless are lack of affordable housing, escaping family violence, poverty and financial hardship, relationship and family breakdowns and mental or physical illness and addiction<sup>17</sup>.

Rapidly rising housing costs, inadequate supplies of social and affordable housing and other financial pressures are pushing people into housing stress and increasing their risk of homelessness. It's estimated that 2,852 households (5.4 per cent) of all households have an unmet need for affordable housing in Frankston City<sup>18</sup>.

Young people are overrepresented in the Victorian homeless population and over 26 per cent of those experiencing homelessness, being under 25 years<sup>19</sup>. This means that approximately 220 young people are experiencing homelessness at any point in time in Frankston Mornington Peninsula (FMP).

Frankston has historically seen increases in the rates of women, young people and children experiencing homelessness from 2017-2018<sup>20</sup>. These trends are unfortunately continuing at an even higher rate post COVID-19.

The steepest increases in homelessness from 2017-2018 in Frankston included<sup>21</sup>:

- Children (aged 0-9) increasing by 33.9 per cent
- Youth (aged 10-19) increasing by 18.4 per cent
- Women (aged 30-39) increasing by 5.2 per cent
- Women (aged 60+ years) increasing by 12 per cent

## Family violence

Escaping family violence can result in and heighten the risk of homelessness. Family violence impacts all family members, however evidence-based research shows that it is a gendered issue with the majority of victims being women and their children, and the majority of perpetrators being men<sup>22</sup>.

Frankston City has the highest rate of family violence incidents in Metro Melbourne<sup>23</sup>. Based on reporting in June 2022, there were 1,973 family violence incidents with female victims in Frankston City, compared to 628 incidents with male victims. Breaching a family violence order is one of the top five criminal offences in Frankston City, and females are four times more likely to be a victim of intimate partner violence than men<sup>24</sup>.

The highest rate of Family Violence Incidents per 100,000 population occurred in Frankston North (5,551), Frankston\* (2,636) and Seaford (2,028)<sup>25</sup>.

*Note: data for Frankston includes Karingal, Frankston Heights and Frankston Central.*

## Drugs and alcohol

When it comes to alcohol and drug-related ambulance attendances for young people (0-24 years) from 2011 to 2020, there has been a consistently higher rate of ambulance attendances for 'all substances' compared to Victoria<sup>26</sup>. The rate has increased in Frankston every year except for 2016-2017 (decreased slightly by 0.5 per cent), and the highest increase in the rate was from 2012 to 2013 (+22.4 per cent), followed by an increase of 19.6 per cent between 2015 and 2016. The rate has increased by almost 5 per cent from 2019 to 2020, and has seen a 104 per cent increase from 2011 to 2021. The Victorian Students Health and Wellbeing Survey (2018) found that 52 per cent of students surveyed had drunk alcohol and 10 per cent had tried illicit drugs<sup>27</sup>.



## Physical activity

Participation in physical activity has known health benefits, including reduced risk of chronic disease and improved mental wellbeing. 51.2 per cent of people aged 18 and over in Frankston met physical activity guidelines<sup>28</sup>, with 46.1 per cent of women and 57.6 per cent of men. According to the Victorian Population Health Survey<sup>29</sup>, sufficient levels of physical activity are 150 minutes or more of moderate-intensity physical activity (such as walking) or 75 or more minutes of vigorous physical activity and doing muscle strengthening activities on at least two days on a regular basis over one week. While 41.8 per cent of people in Frankston City report that they engage in 30 minutes or more of physical activity four or more days per week, 19.6 per cent engage in no physical activity during the week<sup>30</sup>.

Between 2015 and 2021, data shows that only 21.5 per cent of Victorians aged 15-17 years met the guideline of 60 minutes of physical activity every day, similar to the Australian average of 21.7 per cent for this age group<sup>31</sup>. In 2020-2021, 91.6 per cent of young people aged 15-17 and 65.5 per cent aged 18-24 did not meet physical activity guidelines<sup>32</sup>. In 2018, only 1 in 4 (24 per cent) students engaged in the recommended minimum of 60 minutes of physical activity each day<sup>33</sup>.

## Nutrition

Frankston City enjoys an enviable location that lends itself to healthy and active lifestyle opportunities. However there is a proportion of the population experiencing above Victorian average levels of poor health and wellbeing as a result of preventable chronic diseases. A healthy diet is considered to be one that is high in fruit and vegetables and low in saturated fats, added salt and added sugar. The Australian Dietary Guidelines recommend eating a minimum of two serves of fruit and five serves of vegetables per day per adult. In Frankston City, only 7.7 per cent of people are meeting these guidelines for vegetable consumption and 41.5 per cent for fruit consumption<sup>34</sup>. 52.7 per cent of young people aged 15-17 and 54.6 per cent of those aged 18-24 had inadequate fruit and vegetable consumption<sup>35</sup>.

59.7 per cent of people in Frankston City are considered to be overweight and 27.7 per cent of people are considered to be obese. Almost one quarter (24.9 per cent) of those aged 5-17 years were overweight or obese in 2017-18 (17 per cent overweight and 8.1 per cent obese)<sup>36</sup>. The rates were similar for males and females, and have remained stable over the previous 10 years. There was a large increase for those aged 18-24 years, with 38.9 per cent overweight or obese in 2014-15 compared with 46 per cent in 2017-18<sup>37</sup>. 67 per cent of students met fruit intake guidelines, with 13 per cent meeting vegetable intake guidelines<sup>38</sup>.

## Crime and safety

Young people can experience crime and violence as victims, witnesses or offenders, and this exposure can have a detrimental impact on their health, educational, social, emotional and behavioural, and housing outcomes across their lifespan<sup>39</sup>. Young people who offend are more likely to have lower educational attainment and social participation, relationship difficulties, and are at higher risk of future offending<sup>40</sup>.

Although there is often a misperception that youth offending is on the rise, it is important to gain a better understanding of what the data is actually telling us. Youth offending has fallen across most Australian jurisdictions over a period of 10 years, where we have seen the rate of young people proceeded against by police decline by 36 per cent<sup>41</sup>. In Frankston City, we have seen a decline in youth (10-24 years) offending by 36.7 per cent from 2017-21, and although COVID-19 may have had an impact on this, a decline was evident pre-COVID<sup>42</sup>.

There has been a significant reduction in the rate of criminal incidents recorded in Frankston City over the five year period from 2016 to 2021 (-34.7 per cent)<sup>43</sup>. While the rate of criminal incidents in Frankston City is declining at a faster rate than the average for the Southern Metro region, it is still higher than the regional average and amongst the highest in Metro Melbourne<sup>44</sup>. Frankston North and Karingal have the highest rate of criminal incidents in Frankston City and also experience the most disadvantage<sup>45</sup>.


# Our priorities





## Priority 1: Safe places in our community

We will provide safe, accessible, fit-for-purpose spaces that encourage our young people to connect with us and discuss issues that may be impacting their physical, mental or emotional wellbeing.



## Priority 2: Health and wellbeing

We will empower our young people by offering guidance and support, through programs and a referral service to address their specific support needs, including housing, alcohol and other drugs, nutrition, physical and mental health.



## Priority 3: Education and employment

We will work closely with schools, and other education and employment providers to identify opportunities whereby we can support our young people to engage in education and prepare for employment.



## Priority 4: Inclusion and accessibility

We will proactively connect with those who may be at-risk or have barriers to engagement, to ensure that young people with diverse needs and backgrounds have equitable access to facilities, services and programs.



## Priority 5: Youth participation and engagement

We will empower young people to have a voice by providing opportunities for them to have a real impact in their community and on council decision-making, ensuring they are well represented.

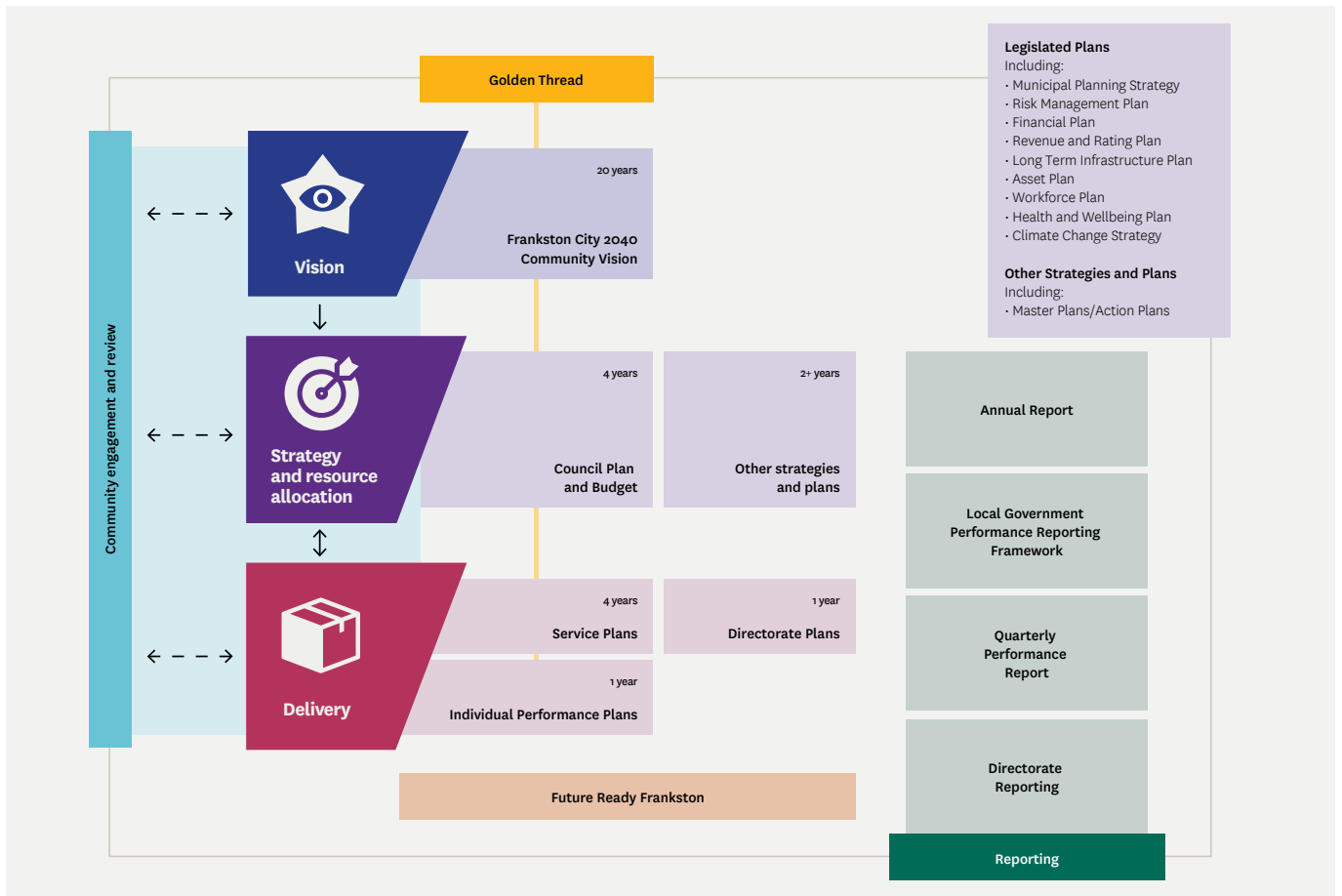
These five key priorities each contain a range of objectives, which are broken down into actions to be achieved through our service delivery. For each action, a lead team who is responsible for the delivery of the action has been identified, however most actions will require coordinated collaboration between a range of stakeholders and service providers. In addition, each action has a timeframe for delivery enabling ongoing measurement, monitoring and reporting to occur.



# Council's Integrated Planning and Reporting Framework

The Integrated Planning and Reporting Framework of Council sets out the guiding approach that enables Council to deliver the necessary services to achieve the vision of Council.





## The Community Vision

The Frankston City Community Vision 2040 is our community’s long-term vision and aspirations for the future of our City. The Community’s vision has been developed by the community for the community and will guide Council’s strategic outlook until 2040. The Community Vision forms part of Council’s strategic planning framework, the short-term and long-term priorities that have shaped the 2021–25 Council Plan and Budget and will guide future Council planning across the next 20 years.



# The Council Plan

Our Council Plan sets out the four year vision for the city and the outcomes Council wants to achieve over that period. These outcomes align with key focus areas identified in the Frankston City Community Vision 2040. Our Council Plan identifies key priorities and initiatives aimed at working towards the six future outcomes that will set the strategic direction for Frankston City.

**1 Healthy and safe communities**  
**Priorities**  
 ✓ Active and healthy lifestyles that support residents living independently longer  
 ✓ Long-term health and learning outcomes established in early childhood  
 ✓ Reduction of harms from family violence, gambling, alcohol and other drugs  
 ✓ Value and support young people  
 Community Vision 2040 Theme 1  
 Healthy families and communities

**2 Community strength**  
**Priorities**  
 ✓ Accessibility of services to enhance social inclusion and mental wellbeing  
 ✓ Volunteering to build connections and resilience within the community  
 ✓ Frankston City's arts and cultural identity  
 Community Vision 2040 Theme 2  
 Vibrant and inclusive communities

**3 Sustainable environment**  
**Priorities**  
 ✓ Climate emergency response and leadership  
 ✓ Green canopy cover to reduce urban heat  
 ✓ Diversion of waste from landfill  
 ✓ Protection, access and connection to the natural environment  
 Community Vision 2040 Theme 3  
 Natural environment and climate action

**4 Well planned and liveable city**  
**Priorities**  
 ✓ Urban design renewal of public places and spaces  
 ✓ Connected, accessible, smart and safe travel options  
 ✓ Frankston City's identity as a liveable city  
 Community Vision 2040 Theme 4  
 Connected places and spaces

**5 Thriving economy**  
**Priorities**  
 ✓ Business and industry investment attraction  
 ✓ Activity centre precincts  
 ✓ Local employment, education and training opportunities for all people  
 Community Vision 2040 Theme 5  
 Industry, employment and education

**6 Progressive and engaged city**  
**Priorities**  
 ✓ Engagement with our community in communication and decision making  
 ✓ Future ready service delivery through changes to culture, capability, connectivity and customer experience  
 ✓ Sound governance to build trust in the integrity and transparency of Council  
 Community Vision 2040 Theme 6  
 Advocacy, governance and innovation

These six key community outcomes are captured through 20 strategic priorities that will play a significant role in the lives of young people and guide the City of Frankston towards its goal of becoming the Lifestyle Capital of Victoria.

One of Council's key priorities are to value and support young people, with initiatives such as engaging young people to support their educational outcomes, advocating for programs and support to

reduce harms from family violence, gambling, alcohol and other drugs, and encouraging active and healthy lifestyles for people of all abilities. Council will also focus on increasing accessibility of services to enhance social inclusion and mental wellbeing, with a commitment to working with schools and disengaged young people to build relationships and awareness, and to empower them to choose respectful relationships. We will consult with the community

to better understand community needs and program design, and provide referral services through youth services. Council will prioritise engagement with our community in communication and decision-making, and will provide climate emergency response and leadership. We will also work to increase travel option that are connected, accessible, smart and safe, as well as local employment, education and training opportunities for all people.



# The Health and Wellbeing Plan

The Health and Wellbeing Plan 2021–2025 is Frankston City Council’s strategic plan for how we will work with our partners over the next four years to create well planned and liveable environments with healthy, strong and safe communities so everyone has the equal opportunity to enjoy good health and wellbeing at every stage of life.

## Priority 1: Building healthy and active communities

- 1.1 Improve opportunities for walking, cycling and active travel
- 1.2 Improve access to public open spaces, play spaces and recreation facilities
- 1.3 Improve access to inclusive club sports and active recreation activities
- 1.4 Improve healthy eating and food security to support good nutrition across the life course

## Priority 2: Building fair and inclusive communities

- 2.1 Partner and advocate to reduce health inequities, poverty and disadvantage
- 2.2 Partner and advocate to improve equitable access to education, employment and housing
- 2.3 Strengthen relationships to support Aboriginal self-determination and reconciliation

## Priority 3: Increasing mental wellbeing and resilience

- 3.1 Support opportunities to build social inclusion and community connection
- 3.2 Increase volunteering and community participation
- 3.3 Foster social cohesion and community harmony

## Priority 4: Strengthening climate action for community wellbeing

- 4.1 Increase awareness of the health impacts of climate change
- 4.2 Strengthen response to public health threats and emergencies for vulnerable communities
- 4.3 Support healthy and sustainable homes, buildings and public spaces

## Priority 5: Strengthening gender equality and respectful relationships

- 5.1 Build partnerships to prevent family violence, violence against women and elder abuse
- 5.2 Strengthen equitable, safe and respectful relationships
- 5.3 Create gender equitable workplaces, services and programs

## Priority 6: Building safe communities

- 6.1 Create safe public spaces through Council policy, planning and design
- 6.2 Build partnership that change cultures and reduce harms from alcohol and other drugs and gambling
- 6.3 Create smoke-free communities

# Our services



Frankston City Council offers a range of programs, services and support for young people through the Youth Services team. Our role in the community is to engage, support, and connect our young people in order to empower them by providing opportunities for youth participation, and to build their capacity and support network. This is achieved through a diverse range of programs and initiatives:

## Youth Hangouts

Youth Hangouts provide young people with a safe and inclusive drop-in space for social connection and support through recreational activities and workshops, services including:

- Recreational activities
- Connection and support from youth workers
- Referrals and information about services
- Education and employment support
- Training opportunities and life skills
- Provision of hot/cold food and drink
- FREE access to Wi-Fi, PCs and printing

Sites are located at seven locations across the municipality, including Frankston Central (Youth Central), Frankston North, Frankston South, Karingal, Seaford, Carrum Downs, and Langwarrin.

## Holiday Programs

Holiday Programs offer a range of interactive activities that are designed with, and for, young people aged 12-24 years to have fun, gain new skills, social connections and support from youth workers.

## The WHAT Bus

The WHAT Bus is essentially a youth centre on wheels, providing youth outreach and support services to the Frankston municipality. Our bus is custom fitted with gaming facilities, laptop stations, giant games and much more. The WHAT Bus can be found at the local foreshore, skate parks, the Youth Hangouts, community centres, schools, shopping centres, and other youth hotspots. Our youth workers are able to provide information and advice, games and activities, a safe space to hang out at events, and proactive outreach support to young people in the Frankston municipality.

## The WHAT Program

The WHAT Program aims to empower students by exploring various topics and opportunities, connecting them to community, and raising awareness of local programs and support that allow them to pursue their passions and aspirations, while providing ongoing support in response to current challenges and needs. This is done through engaging and interactive workshops, with the ability to tailor sessions to the specific student needs identified by the school and their young people. This targeted approach will ensure sessions are purposeful, relevant, and engaging regardless of year level and specific cohort needs. Youth Services also offer brief information sessions are engaging and interactive sessions offering an overview of the programs, supports and events offered by Frankston Youth Service.

## Grade 6 Transition Program

Grade 6 Transition Program aims to assist young people with the transition from Primary to Secondary school through exploration of strengths, support people and opportunities available to them throughout their high school experience. The importance of seeking support and the idea of Year 7 as a time for exploration and discovery are discussed.

## L2P Learner Driver Mentor Program

A community-based program providing on road driving experience to learner drivers who would otherwise find it difficult to accrue the minimum amount of experience required. With the assistance of experienced volunteer mentor driving supervisors, Council coordinates this program in the City of Frankston. This is a free service for eligible young people to help them gain the necessary skills to obtain their probationary license.

## Project-Y

Project-Y is a collaborative of local stakeholders and youth service providers working together to connect with and support young people who may be disengaged from education and employment by providing them with wraparound support, positive connections to their local community, and guidance towards a path that will allow them to pursue their passions and aspirations. We also provide advocacy and support to young people at Frankston Children's Court with local services.



## Peninsula Pride

Peninsula Pride is a Queer Straight Alliance program, which aims to raise awareness, promote diversity, eliminate stigma and discrimination, and improve the overall mental health of LGBTIQ+ young people. Peninsula Pride “Under the Rainbow” is a partnership with Headspace Frankston, providing LGBTIQ+ young people and allies, aged 12 -17 years, a safe space for support and social connection.

## Youth Steward Program

Youth Steward Program provide young people aged 17-24 years, with the opportunity to gain hands-on experience with Frankston Youth Service by providing support and assistance to our youth workers in planning and facilitating our youth programs and events.

## Fresh Entertainment (FReeZA)

Fresh Entertainment (FReeZA) is a team of young people aged 12-24 years, who collaborate to create and deliver youth events for the Frankston community, while developing skills relating to event and project management, music performance and production, audio engineering, song writing, photography, graphic design, video production, marketing and promotion. Members are able to build social and professional networks, with opportunities to pursue various pathways. Events include but are not limited to Open Mic Nights, music competitions, local band showcases, as well as art and culture exhibitions.

## Frankston Youth Council

Frankston Youth Council are a youth action and advocacy group made up of young people aged 12-24 years, who live/work/study within the Frankston municipality and come from a range of different backgrounds, with varied life experiences, with opportunities to:

- Provide advocacy and feedback to Council
- Plan and organise projects and initiatives
- Volunteer at events within the community
- Hear from guest speakers in the community
- Participate in training and consultations

## NexGen Advisory

NexGen Advisory program provides opportunities to young people aged 12-24 years to ‘have their say’ by offering guidance and advise to the Frankston Youth Services team. This feedback ultimately informs the event and program development and service delivery.

## Our facilities

Frankston City Council offers a range of programs, services and support for young people through the Youth Services team. Our role in the community is to engage, support, and connect our young people in order to empower them by providing a range of facilities available for young people in Frankston City, including the following facilities and assets, which Council manage on behalf of the community:

- 427 reserves
- 100 sporting clubs
- 75 sporting pavilions
- 7 youth drop-in centres
- 5 youth recreational areas and skate parks (Carrum Downs, Seaford, Langwarrin, Frankston North and Frankston)
- 3 libraries (Frankston, Carrum Downs and Seaford)
- 2 leisure and aquatic centres, Peninsula Aquatic Recreation Centre (PARC) and Pines Forest Aquatic Centre
- 1 mobile youth bus
- Multiple free Wi-Fi locations



# Our plan



## Initial community consultations

The initial community engagement for the Youth Action Plan 2022-2026 commenced in April 2020. Through in-depth consultations with our community, including our delivery partners and local youth service providers, schools and wellbeing teams, volunteers who work specifically with young people, council's Youth Services team and other internal stakeholders, parents and carers, and a diverse group of young people with varying needs and backgrounds, where a range of needs were identified. After two rounds of community consultations, we received feedback from:

**242 Young people**

**65 Adults/carers**

**31 Delivery partners**

**15 Schools**

Once our research data and information was gathered and collated into draft themes, five key priorities were identified. As the COVID-19 pandemic escalated, the development of our Youth Action Plan was temporarily halted to allow Frankston Youth Services to respond to the additional support needs required for our young people during an extremely challenging time. Our second round of community consultations for our plan occurred in July-August 2022.

## Emerging opportunities

- Improving access to employment readiness programs for youth that are hard to reach and engage, while providing them with opportunities to gain work skills and experience
- Exploring life skills programs that empower and promote independence in young people, including how to manage finances and prepare meals
- Working with partners to expand mental health programs to include vulnerable students from upper primary school
- Making use of existing technology and building on networks to ensure support services and programs are highly visible and accessible to families and young people with barriers, including young parents and carers
- Continuously reviewing service delivery in light of evolving issues, through experiences and lessons learnt during community crises, such as COVID-19
- Opportunities to improve perceived and actual community safety and connection through partnerships and the provision of community-focused initiatives and events, especially after hours
- Improving health and wellbeing by providing more spaces and opportunities for sport and recreation activities
- More opportunities for social connection and to provide support to our young people in safe and inclusive environments

## What our young people said

The feedback was collated into themes as follows:

### **Opportunities to stay connected**

Our young people consistently expressed the need to participate in more activities that are free and/or affordable. The cost of events and food can mean they are excluded. They enjoy and appreciate access to drop-in centres and the mobile youth bus, which provide them with a safe place to "hangout". They are seeking more opportunities to stay connected where they can access the support of youth workers.

### **Safety in public spaces**

Young people express a concern regarding the need to feel safe in public spaces, including on transport and at night. Our young people are looking for safe places for them in the community, including after hours. They are also prioritising safe places for the homeless, even if it is just "a bed for the night". They are seeking spaces where they can connect and talk to youth workers.

### **Access to outdoor spaces and indoor facilities**

Young people are seeking more inclusive, youth-friendly outdoor spaces and access to indoor spaces and facilities for sport and recreational activities. The need for protection of skate parks and other youth-specific spaces to ensure amenities such as toilets, drinking fountains and other facilities are not damaged and therefore unavailable.



### **Mental health and wellbeing**

A common concern was expressed regarding youth mental health in general, particularly around the impacts of COVID-19. Our young people expressed they felt more anxious and an increased need to stay connected to fight boredom and feelings of social isolation. They are also concerned about the use and impacts of alcohol and drugs, including vaping, seeking further education and support services.

### **Education and employment**

Our young people expressed a need for additional support to stay in school and connected to education, with access to alternative, affordable options such as TAFE courses. They are seeking more support around transitioning to adulthood and employment, including programs aimed at dealing with “real life” issues such as tax, bills, budgeting, and available services and support. There was concern expressed around the lack of opportunities to gain skills and employment, and emphasized a need to have positive role models in their lives.

### **Visibility and accessibility of services**

Our youth are seeking more information about support services that are available and how they can access them. They expressed a need to increase the visibility of services via channels that are accessible and specific to young people.

### **Youth participation and engagement**

Young people value the ability to be and express themselves in unstructured ways. They are seeking programs that provide these opportunities, while connecting with others in a social setting. They are looking for ways to “have their say” and more community-focused initiatives, such as clean-ups and fundraisers. They are highlighting the need for more youth events and celebrations, with opportunities to showcase their work and talent.

## **What our adults/carers said**

### **Social isolation and opportunities for growth**

Our carers and volunteers expressed concern regarding youth isolation and the need to provide employment opportunities for young people in the local community. They identified a need to break intergenerational hardship by providing more support and programs that teach young people life skills, to build their capacity so complete daily tasks, such as “minor repairs on their cars”.

### **Youth participation and provision of basic needs**

The community has stressed the importance of hearing from young people in order to get their input and provide them with the support they require to help improve current circumstances. We need to ensure that our young people who are “doing it tough” are supported with basic needs, such as food and shelter.

### **Opportunities to improve health and wellbeing**

Parents and carers in the community are prioritising education and raising awareness around mental health, as well as more accessible and responsive mental health support services. They have expressed the need to reduce exposure to and harms caused by alcohol and other drugs, through awareness programs and support. They are also seeking more facilities and opportunities for young people to participate in sport and physical activity in open spaces.

### **Safe and inclusive spaces in the community**

Parents and carers are seeking safe and inclusive places for our young people in the community, where they can come together, enjoy themselves and have access to the support they require. Addressing safety on the streets when it is dark is a high priority, with opportunities for more programs and events after hours.

## **What our delivery partners said**

### **Education and employment**

The City of Frankston comprises pockets of advantage alongside entrenched disadvantage. Amongst the disadvantaged, youth engagement in education and employment is one of the biggest concerns. These concerns are likely to be exacerbated by COVID-19. The response from services needs to be holistic with consideration for health and psychological needs, in partnership with businesses and education providers.

### **Health and wellbeing**

Young people face barriers to consuming a healthy diet such as cost, access and availability of healthy options. There is a need to increase preventative approaches to mental health through education programs for young people and their families. Further collaboration of services is required for the continued improvement of support and opportunities for young people.

Increasing access to alcohol and drug support through assertive outreach to combat barriers caused by long waitlists. Increasing access to alcohol and drug, as well as sexual health education programs throughout our schools. There is a need to ensure that those working with our youth have relevant ongoing training to help identify and respond appropriately to proactively provide early intervention and safety planning where possible.

### **Advocacy**

Continued lobbying from council and other groups to provide funding support in order to gain additional resources that activate change. Educating the community to reduce the stigma associated with homelessness, and having support services on the streets to help shift negative public perception of our youth.

### **Engagement**

There is a need to engage more creativity with our young people using mediums that are specific to young people, such as technology (Eg. via apps). Engaging with our vulnerable youth, while collaborating with other local services to provide wrap-around support and referrals.

### **Inclusion and accessibility**

Young people who don't have funding to participate in clubs, sports, or arts based activities often congregate in public spaces and hotspots, such as shopping centres. Young people need spaces that are designed to suit their specific interests and needs.

Specialist services such as education, housing, mental health and transport providers can be expensive and therefore not accessible to young people. There is the need for inclusion and accessibility to assist in supporting young people and reducing social stigma.

## **What our schools said**

### **Collaboration to promote health and wellbeing**

There is a need for collaboration between education and health providers, as well as the community, to ensure young people have access to support services that are available to them. We must also collectively explore opportunities to expand on mental health programs, possibly to include upper primary aged students, where mental health issues are presenting at an earlier age.

### **Accessibility and support**

It is important that we offer guidance and empower young people to make good choices for their own futures. There is a need to make support services more visible and accessible through online resources and social media platforms that young people can access. Assistance for parents and families is required through increased education and support from community agencies.

### **Participation and engagement**

We should explore opportunities to encourage young people to be more politically active and explore creative ways to engage with all levels of government, in order to gain a better understanding and have a greater influence on issues impacting young people.



# Actions and objectives





## Priority 1: Safe places in our community

Young people make up approximately 15 per cent of our community, consisting of residents, students, consumers, workers, visitors, and leaders, together helping to shape the future of our municipality. It is essential that we are able to provide safe places for our young people to learn and develop, gain support, connect with others, and reach their potential.

We will provide safe, accessible, fit-for-purpose spaces that encourage our young people to connect with us and discuss issues that may be impacting their physical, mental or emotional wellbeing.

OBJECTIVE		ACTION		DELIVERY PARTNERS	TIME
1.1	To provide young people with easy access to welcoming community spaces that are fit for purpose and appealing.	1.1.1	Undertake a review of all council drop-in centre facilities to ensure they are safe and accessible, appealing, socially inclusive youth friendly spaces that are fit for purpose and meeting community needs.	Social Policy and Planning Community Development Projects/Diversity and Inclusion Libraries and Learning Neighbourhood Inclusion	2022–2023
1.2	To provide young people with access to programs that target identified community needs.	1.2.1	Review the current programs and evaluate their ongoing effectiveness. Develop a program, services and events plan that incorporates the impacts of COVID-19. Explore further opportunities for young people to co-design projects and/or programs that specifically target identified needs.	Social Policy and Planning	2022–2023
		1.2.2	Support the ongoing delivery of regular free and/or affordable events and activities where possible.	Arts & Culture	2022–2026
		1.2.3	Develop a communications plan to actively promote safe and inclusive spaces provided through Youth Service programs and events, through a variety of channels to increase visibility and accessibility in the community.	Community Relations Arts & Culture	2022–2023
1.3	Contribute to increasing/promoting sense of safety in the community.	1.3.1	Work proactively with delivery partners to connect with and provide wrap-around support to young people through outreach, activations and events at local youth hot spots, including after hours.	Victoria Police/Community Safety Network Social Policy and Planning Community Relations Arts & Culture	2022–2026

## Priority 2: Health and wellbeing

It is essential that we continue to work in collaboration with our partners and fellow youth service providers to improve the physical and mental health outcomes of young people across the municipality.

We will keep young people informed and improve accessibility to support, through programs and a referral service to address their specific support needs, including housing, alcohol and other drugs, nutrition, physical and mental health.

OBJECTIVE		ACTION		DELIVERY PARTNERS	TIME
2.1	Promoting youth mental health and wellbeing through collaboration with delivery partners, to empower young people to speak up and seek professional support.	2.1.1	Explore further opportunities to collaborate with mental health and education providers to promote mental health awareness and support programs via social media and other channels to increase visibility and accessibility.	Mental health service and education providers Community Development Projects	2022–2026
		2.1.2	Ensure council staff are equipped to inform, support, and provide referrals to young people around mental health, through ongoing training, and awareness of the recommendations from the Royal Commission into Victoria’s Mental Health System.	Mental health service and education providers Community Development Projects	2022–2026
		2.1.3	Work with education providers to explore opportunities to expand mental health and resilience programs, including to upper primary school students (eg. Grade 6 Transitions, The WHAT Program).	Schools and education providers Mental health service and education providers Social Policy and Planning Community Development Projects	2022–2023
		2.1.4	Collaborate with stakeholders to provide early intervention and wrap-around support in response to suicide/deaths affecting young people in Frankston.	FMP Youth Suicide Postvention Protocol Community Development Projects Social Policy and Planning	2022–2026
		2.1.5	Collaborate with stakeholders to provide early intervention and wrap-around support to young people experiencing issues around housing and homelessness in Frankston.	Youth2 Alliance Housing Support Services Social Policy and Planning	2022–2026

OBJECTIVE		ACTION		DELIVERY PARTNERS	TIME
2.2	Improve physical outcomes for youth within the municipality.	2.2.1	Explore and advocate for improved access to affordable recreational activity for our vulnerable/at-risk youth, including more indoor options (eg. sports, skating).	Community Development Projects/Diversity and Inclusion Recreation Neighbourhood Inclusion Peninsula Health Services working with at-risk young people	2022–2026
		2.2.2	Identify and develop inclusive options for recreational activity access for young people, including those with a disability.	Community Development Projects/Diversity and Inclusion Neighbourhood Inclusion Peninsula Health	2022–2026
2.3	Improve nutritional outcomes for youth within the municipality.	2.3.1	Continue to review and incorporate healthy eating into Youth Service programs and events.	Peninsula Health Schools and education providers Social Policy and Planning Community Development Projects	2022–2026
2.4	Improve access to support and services for alcohol and other drug related harms.	2.4.1	Explore and build on opportunities to collaborate with key stakeholders to educate and support young people around harms associated with alcohol and other drugs.	Schools and education providers Social Policy and Planning AOD Support Services Peninsula Health	2022–2026
		2.4.2	Work with stakeholders to provide resources and raise awareness of harms associated with vaping/smoking.	Schools and education providers Social Policy and Planning Peninsula Health	2022–2026
2.5	Improve education and training in family violence and respectful relationships.	2.5.1	Work with delivery partners to develop and deliver resources and support around family violence and healthy relationships to both schools and young people.	Community Development Projects/Family Violence Schools and education providers Victoria Police Peninsula Health Critical Friend Network (DET/WHISE)	2022–2026
		2.5.2	Ensure council staff are equipped to offer guidance, support, and referrals around family violence, and are receiving ongoing training and support.	Community Development Projects/Family Violence Victoria Police Peninsula Health Critical Friend Network (DET/WHISE)	2022–2026



## Priority 3: Education and employment

Our young people are seeking guidance and support to stay connected in education and ‘real life’ skills to assist in their transition to adulthood and employment.

We will work closely with schools, and other education and employment providers to identify opportunities whereby we can support our young people to engage in education and prepare for employment.

OBJECTIVE		ACTION		DELIVERY PARTNERS	TIME
3.1	Provide opportunities that encourage and support our young people to engage in education and prepare for employment.	3.1.1	Work with delivery partners to improve access to employment readiness programs for youth that are disengaged.	Economic Development Family Health Support Services Schools, education and employment providers	2022–2023
		3.1.2	Work with schools and educational institutions to provide improved access to information about life after school and support services available.	Schools, education and employment providers	2022–2023
		3.1.3	Facilitate workshops designed to assist with building skills in resume writing, job application and preparation for an interview.	Economic Development Family Health Support Services Schools, education and employment providers	2022–2026
		3.1.4	Work with local businesses to identify opportunities for work experience, traineeships, and internships.	Economic Development Family Health Support Services Local businesses	2022–2026
		3.1.5	Work with education and employment providers, and other stakeholders to promote and provide grants to young people with barriers in order to support their education and career aspirations.	Community Programs/Grants Schools, education and employment providers Services working with at-risk young people	2022–2026
3.2	Provide positive role models that inspire and empower our young people to make positive choices.	3.2.1	Work with educational institutions, business and other stakeholders to explore ways to connect young people with relatable, positive role models from the local area.	Community Development Projects/Family Violence Schools and education providers Local businesses	2022–2023
		3.2.2	Work with educational institutions, business and other stakeholders to explore ways to provide young people with mentoring through programs.	Community Development Projects/Family Violence Schools and education providers Local businesses	2022–2023

## Priority 4: Inclusion and accessibility

Access to community infrastructure, services and programs needs to be equitable and inclusive for all young people within the municipality. Some young people require additional support needs and it is important to ensure they are included and have a sense of belonging.

We will proactively connect with those who may be at-risk or have barriers to engagement, to ensure that young people with diverse needs and backgrounds have equitable access to facilities, services and programs.

OBJECTIVE		ACTION		DELIVERY PARTNERS	TIME
4.1	Educate and where possible provide access to technology to enable improved connectedness.	4.1.1	Engage with young people to explore opportunities to ensure access to technology is not a barrier to participation.	Social Policy and Planning Libraries and Learning Community Programs/Grants	2022–2023
		4.1.2	Provide information to educate parents and young people around technology and cyber security.	Schools and education providers	2022–2023
4.2	Advocate for funding of youth initiatives and support.	4.2.1	Advocate for youth homelessness initiatives and funding with local stakeholders through Youth2 Alliance.	Youth2 Alliance Social Policy and Planning	2022–2026
		4.2.2	Work with delivery partners to establish opportunities for funding and support, and continue to address youth homelessness in Frankston (Eg. Project-Y, Youth2 Alliance).	Youth2 Alliance Housing Support Services Social Policy and Planning Community Programs/Grants	2022–2026
		4.2.3	Work with clubs and other stakeholders to promote and provide grants to young people with barriers in order to support their social connection and participation in recreational activities.	Community Programs/Grants Clubs and community groups Services working with at-risk young people	2022–2026
4.3	Young people who are proud, resilient, and empowered, through inclusion.	4.3.1	Actively increase support and awareness of LGBTQIA+ young people within the local community.	Community Development Projects/Diversity and Inclusion Peninsula Pride (YSAS)	2022–2026
		4.3.2	Work with schools and educational institutions to explore ways to further deliver and expand resilience programs to address bullying.	Schools and education providers Peninsula Health	2022–2026

OBJECTIVE		ACTION		DELIVERY PARTNERS	TIME
4.4	Support recently arrived young people.	4.4.1	Work with educational institutions to identify opportunities to support international students.	Community Development Programs Schools and education providers	2022–2026
4.5	Celebrate and support the diversity of culture within our community.	4.5.1	Develop programs and/or events that promote, educate and celebrate cross-cultural diversity.	Community Development Projects/Reconciliation Community Development Programs Arts & Culture	2022–2026
		4.5.2	Ensure council staff receive ongoing training to enable culturally sensitive programs and support, including to Aboriginal and Torres Strait Islander young people.	Community Development Projects/Reconciliation	



## Priority 5: Youth participation and engagement

The ability to freely express their ideas and contribute to the way the community is shaped is a vital role for the young people of Frankston City in building their future and a truly liveable city they are proud of. There is a need to build capacity and opportunities for participation, allowing our young to have their say.

We will empower young people to have a voice by providing opportunities for them to have a real impact in their community and on council decision-making, ensuring they are well represented.

OBJECTIVE		ACTION		DELIVERY PARTNERS	TIME
5.1	Encourage and celebrate the success of our young people.	5.1.1	Encourage, support and celebrate participation through youth celebrations and awards.	Community Programs/ Impact Volunteering	2022– 2026
		5.1.2	Support the ongoing role of our youth leadership groups, including Youth Council and Fresh Entertainment.	Engage! funding (DFFH) FReeZA funding (DFFH)	2022– 2026
5.2	Provide opportunities for young people to be involved in council decision-making.	5.2.1	Ensure community engagement is reaching and hearing from our young people, and that relevant learnings are considered and applied where possible.	Community Engagement	2022– 2026
		5.2.2	Work with Youth Council, and other youth groups to build capacity to be able to identify and contribute to addressing the needs within the community.	Youth Council NexGen Advisory Community Engagement	2022– 2026
5.3	Provide opportunities for young people to volunteer within the community.	5.3.1	Work with Youth Council and other stakeholders in the community to identify volunteer opportunities and initiatives for young people, and develop a plan to promote these opportunities.	Community Strengthening Child Safety and Volunteering Community Programs/ Impact Volunteering	2022– 2023
5.4	Provide opportunities for young people to express and be themselves in unstructured ways.	5.4.1	Explore opportunities to provide programs and events, both face-to-face and online, to enable young people to participate and connect socially.	Arts & Culture Youth service providers	2022– 2023



# Monitoring, review and evaluation

This Plan will be monitored and reviewed at the end of each financial year, based on progress and newly available data, and reporting will be conducted annually by Frankston City Council to ensure delivery of the Youth Action Plan is on track.

Frankston Youth Services will manage and coordinate the delivery of the Plan, ensuring actions are achieved within specified timeframes through:

- Strengthening existing service delivery
- Implementation of new initiatives
- Collaboration with young people, internal and external delivery partners

The Youth Action Plan will inform the way we work with youth and delivery partners over the next five years. It is the start of an ongoing conversation with young people and the youth and community sectors about how we will collaborate to improve the futures of our young people.



# References for statistics and research quoted in the Frankston Youth Action Plan 2022-2026

- 1 .id community, 2022. Frankston community profile, [profile.id.com.au/frankston](https://profile.id.com.au/frankston)
- 2 .id community, 2016. Frankston population forecast, [forecast.id.com.au/frankston](https://forecast.id.com.au/frankston)
- 3 Australian Bureau of Statistics, 2019. *Survey of Disability, Ageing and Carers*, 2018. ABS cat. no. 4430.o. Canberra: ABS)
- 4 Australian Bureau of Statistics, 2019. *Survey of Disability, Ageing and Carers*, 2018. ABS cat. no. 4430.o. Canberra: ABS)
- 5 Department of Social Services, 2018. *DSS Payment Demographic Data for Young Carers* [data.gov.au/data/dataset/8211a38e-od70-4644-9922-80c83dd63c82](https://data.gov.au/data/dataset/8211a38e-od70-4644-9922-80c83dd63c82)
- 6 Department of Social Services (2018). *DSS Payment Demographic Data for Young Carers* [data.gov.au/data/dataset/8211a38e-od70-4644-9922-80c83dd63c82](https://data.gov.au/data/dataset/8211a38e-od70-4644-9922-80c83dd63c82)
- 7 Australian Bureau of Statistics, 2022. *Census of Population and Housing*, 2021, Tablebuilder
- 8 .id community, 2016. Frankston community profile, [profile.id.com.au/frankston](https://profile.id.com.au/frankston)
- 9 Australian Bureau of Statistics, 2022. *Census of Population and Housing*, 2021, Tablebuilder
- 10 Australian Bureau of Statistics, 2022. *Census of Population and Housing*, 2021, Tablebuilder
- 11 Australian Bureau of Statistics, 2022. *Census of Population and Housing*, 2021, Tablebuilder
- 12 Australian Bureau of Statistics, 2022. *Census of Population and Housing* 2021, Tablebuilder
- 13 Australian Bureau of Statistics, 2022. *Census of Population and Housing* 2021, Tablebuilder
- 14 Australian Bureau of Statistics, 2022. *Census of Population and Housing* 2021, Tablebuilder
- 15 Australian Bureau of Statistics, *Census of Population and Housing, Estimating Homelessness*, 2016
- 16 AIHW, *Specialist homelessness services annual report 2017-18*  
[aihw.gov.au/reports/homelessness-services/specialist-homelessness-services-2017-18/contents/clients-services-and-outcomes](https://aihw.gov.au/reports/homelessness-services/specialist-homelessness-services-2017-18/contents/clients-services-and-outcomes)
- 17 .id, Frankston housing monitor, ABS *Estimating Homelessness 2016* and ABS *Census 2016*
- 18 Youth2 Alliance, 2022. Youth 2 Alliance Advocacy Proposal Youth Educational Foyer and Frankston and Rosebud Crisis Accommodation
- 19 Youth2 Alliance, 2022. Youth 2 Alliance Advocacy Proposal Youth Educational Foyer and Frankston and Rosebud Crisis Accommodation
- 20 Youth2 Alliance, 2022. Youth 2 Alliance Advocacy Proposal Youth Educational Foyer and Frankston and Rosebud Crisis Accommodation
- 21 Crime Statistics Agency, Current to December 2021. Crime data by area, [crimstatistics.vic.gov.au/crime-statistics/latest-crime-data-by-area](https://crimstatistics.vic.gov.au/crime-statistics/latest-crime-data-by-area)
- 22 Crime Statistics Agency, 2022, [crimstatistics.vic.gov.au](https://crimstatistics.vic.gov.au)
- 23 Crime Statistics Agency, 2022, [crimstatistics.vic.gov.au](https://crimstatistics.vic.gov.au)
- 24 Crime Statistics Agency, 2022, [crimstatistics.vic.gov.au](https://crimstatistics.vic.gov.au)
- 25 AODstats, *Ambulance attendances 2011-2020*, [aodstats.org.au](https://aodstats.org.au)
- 26 Department of Education and Training, *About You*, Victorian Students Health and Wellbeing Survey (VSHAWS) 2018
- 27 Department of Health, *Victorian Population Health Survey 2017*
- 28 Department of Health, *Victorian Population Health Survey 2017*
- 29 VicHealth, *VicHealth Indicators Survey 2015*
- 30 Clearinghouse for Sport, *AusPlay National Sport and Physical Activity Participation Report*, November 2022, [clearinghouseforsport.gov.au/research/ausplay/results](https://clearinghouseforsport.gov.au/research/ausplay/results)
- 31 ABS, 2022. *National Health Survey 2020-2021*, [abs.gov.au/statistics/health/health-conditions-and-risks/national-health-survey-first-results/latest-release](https://abs.gov.au/statistics/health/health-conditions-and-risks/national-health-survey-first-results/latest-release)
- 32 Department of Education and Training, *About You*, Victorian Students Health and Wellbeing Survey (VSHAWS) 2018
- 33 Department of Health, *Victorian Population Health Survey 2017*
- 34 ABS, 2022. *National Health Survey 2020-2021*, [abs.gov.au/statistics/health/health-conditions-and-risks/national-health-survey-first-results/latest-release](https://abs.gov.au/statistics/health/health-conditions-and-risks/national-health-survey-first-results/latest-release)
- 35 ABS, 2022. *National Health Survey 2020-2021*, [abs.gov.au/statistics/health/health-conditions-and-risks/national-health-survey-first-results/latest-release](https://abs.gov.au/statistics/health/health-conditions-and-risks/national-health-survey-first-results/latest-release)
- 36 ABS, 2022. *National Health Survey 2020-2021*, [abs.gov.au/statistics/health/health-conditions-and-risks/national-health-survey-first-results/latest-release](https://abs.gov.au/statistics/health/health-conditions-and-risks/national-health-survey-first-results/latest-release)
- 37 Department of Education and Training, 2018. *About You*, Victorian Students Health and Wellbeing Survey (VSHAWS) 2018
- 38 Australian Institute of Criminology, 2020. *Trends & Issues in Crime and Criminal Justice, Youth justice in Australia: Themes from recent inquiries*, No. 605 October 2020
- 39 Australian Institute of Criminology, 2020. *Trends & Issues in Crime and Criminal Justice, Youth justice in Australia: Themes from recent inquiries*, No. 605 October 2020
- 40 Australian Institute of Criminology, 2020. *Trends & Issues in Crime and Criminal Justice, Youth justice in Australia: Themes from recent inquiries*, No. 605 October 2020
- 41 Crime Statistics Agency, 2022. Frankston Local Government Area Data 2017-2021, provided by Crime Statistics Agency on request
- 42 Crime Statistics Agency, Current to December 2021. Crime data by area, [crimstatistics.vic.gov.au/crime-statistics/latest-crime-data-by-area](https://crimstatistics.vic.gov.au/crime-statistics/latest-crime-data-by-area)
- 43 Crime Statistics Agency, Current to December 2021. Crime data by area, [crimstatistics.vic.gov.au/crime-statistics/latest-crime-data-by-area](https://crimstatistics.vic.gov.au/crime-statistics/latest-crime-data-by-area)
- 44 Frankston City Council, 2022. *Crime and safety profile – June 2022*



**FRANKSTON CITY  
COUNCIL**

30 Davey Street  
Frankston VIC 3199  
Australia

PO Box 490  
Frankston VIC 3199

**Phone** 1300 322 322  
+61 3 9784 1888

**Fax** +61 3 9784 1094

**[frankston.vic.gov.au](http://frankston.vic.gov.au)**